

# Parent/Student Portal Help Guide

<https://okparentportal.emetric.net>

This document was created to help parents navigate the portal. Click on the sections below or scroll to the next page to see step-by-step instructions.

Getting Started  
Resetting your Password

Testing History View  
Detailed Test View

# Getting Started




First time users will enter your student's Student ID and Date of Birth, then click **Go**.

If you are unsure of your student's Student ID, click on **Where's my Student ID?** for detailed help.

OKLAHOMA SCHOOL TESTING PROGRAM

Parent/Student Portal



En Español

### First Time Users

Enter your student's STN and date of birth.

Student ID (STN):

Date of Birth:

Where's my Student ID?

### Returning Users

Enter your student's STN and password.

Student ID (STN):

Password:

Forgot Password?

eMetric

Click En Español to view the site in Spanish.

## OKLAHOMA SCHOOL TESTING PROGRAM



### Parent/Student Portal

Enter your email address and create a password for accessing the portal.

To complete your registration, read the Privacy Agreement & check the box indicating that you have read and agree, then click **Register**.

#### First Time Users

Enter an email and password to register. You will use the student's STN and password on subsequent logins.

Your Email:

Password:

at least 8 characters, 1 uppercase, 1 number, 1 lowercase, 1 special, at most 30 characters

I have read and agree to the privacy agreement.

[Sign Out](#)

**Register**


#### Privacy Agreement

The Oklahoma Parent Portal provides secure, online access to a student's state assessment performance. The portal is intended for use by the student's parent(s) or legal guardian(s). Individuals under the age of 13 are not authorized to register for access to this portal.

- I verify that I am the parent or legal guardian of the child and I have legal authority to obtain my child's educational information.
- I certify that I will advise my student's school of any issues resulting in a need for change of access to student records. I also understand that the Oklahoma State Department of Education reserves the right to grant or deny

OKLAHOMA SCHOOL TESTING PROGRAM

Parent/Student Portal



En Español

### First Time Users

Enter your student's STN and date of birth.

Student ID (STN):

Date of Birth:

Where's my Student ID?

### Returning Users

Enter your student's STN and password.

Student ID (STN):

Password:

Forgot Password?

eMetric

Returning users will enter your student's Student ID and the password created during registration, then click **Go**.

# Resetting your Password



Returning Users

Enter your student's STN and password.

Student ID (STN):

Password:

Forgot Password?

If you forgot your password, click on **Forgot Password?**, enter your student's Student ID and your email, then click **Send Reset Email**.

Reset Your Password

Enter your student's STN and the email address you registered with. A reset password link will be sent to the registered email.

Student ID (STN):

Your Email:

A password reset email has been sent to parent@emetric.net

Click **OK** when you receive the reset email confirmation message.



Check your email and follow the link provided. You will be prompted to reset your password in the portal.

OKLAHOMA SCHOOL TESTING PROGRAM

Parent/Student Portal

Reset Your Password

Student ID (STN):

Password:   
at least 8 characters, 1 uppercase, 1 number, 1 lowercase, 1 special, at most 30 characters

Confirm Password:

# Testing History View



After logging in, you will arrive at your student's testing history page. This page helps you know how your student is progressing from one year to the next.

For more detailed information, click on a test.

To sign out of the portal, update your email address, or view the site in Spanish, click on the respective links.

To learn more information about the Oklahoma School Testing Program, click on the link provided.

OKLAHOMA SCHOOL TESTING PROGRAM  
Parent/Student Portal

En Español Update Email Sign Out

Welcome, **Grade6 Student** Local ID: 42163  
State ID: \*\*\*\*\*8852

Test Date	Performance
Grade 6 Mathematics Spring 2019	337 Advanced
Grade 6 English Language Arts Spring 2019	350 Advanced
Grade 5 Mathematics Spring 2018	336 Advanced
Grade 5 English Language Arts Spring 2018	349 Advanced
Grade 5 Science Spring 2018	349 Advanced
Grade 4 Mathematics Spring 2017	347 Advanced
Grade 4 English Language Arts Spring 2017	303 Proficient

Preliminary scores are intended to provide students, families, and schools quick feedback to inform instructional needs. Although the chances are extremely low, these scores are subject to change when official reporting is provided in late summer/early fall.

Your student's testing history helps you know how your student is progressing from one year to the next. To learn more about a particular test, please click on the test.

For more information about the scores on this page, please visit: <https://sde.ok.gov/oklahoma-school-testing-program-ostp-families>


OKLAHOMA STATE DEPARTMENT OF EDUCATION  
CHAMPION EXCELLENCE

To return to the test history page, click **Back to Overview**.

On the detailed test view page you will see your student's Performance over Time. This graph helps you know how your student is progressing from one year to the next.

## OKLAHOMA SCHOOL TESTING PROGRAM


### Parent/Student Portal



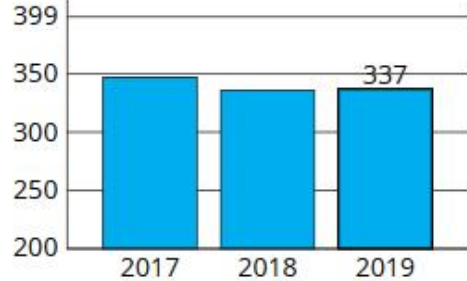
[Back to Overview](#) [En Español](#) [Sign Out](#)

Grade 6 Mathematics - Spring 2019

**Grade6 Student** Class: Teacher 3  
School: Cyber Mid A  
District: Cyber District

 Preliminary scores are intended to provide students, families, and schools quick feedback to inform instructional needs. Although the chances are extremely low, these scores are subject to change when official reporting is provided in late summer/early fall.

**Performance over Time**  
*This graph helps you know how Grade6 is progressing from one year to the next.*




Year	Score
2017	~345
2018	~335
2019	337

As you scroll, you will see your student's Performance by Category. Information in this table helps you know how your student is performing in each category. It shows the points earned and possible and lists ways that you can support your student.

For more information about supporting your student you can click on the link [Oklahoma Family Guides](#).

OKLAHOMA SCHOOL TESTING PROGRAM

Parent/Student Portal



### Performance by Category

*Information in this table helps you know how Grade6 is performing in each category.*

Points Earned/Possible	Ways to Support
19/20 Above Standard	<b>Numbers and Operations</b> <ul style="list-style-type: none"><li>Ask your student to make connections between real world and mathematical problems involving ratios and positive and negative numbers (for example, sports statistics, spending, managing a bank account).</li></ul>
10/11 Above Standard	<b>Algebraic Reasoning and Algebra</b> <ul style="list-style-type: none"><li>Help your student translate "words to math" by taking real world situations and word problems to represent them as expressions, equations, and inequalities (for example, costs of items, number of items you can buy with a certain amount of money, etc.).</li></ul>
9/12 Above Standard	<b>Geometry and Measurement</b> <ul style="list-style-type: none"><li>Ask your student to make connections between real world and mathematical problems involving ratios and area (for example, describing the properties of the shapes of city buildings, how the angles of the buildings relate to one another, and how the area of the buildings' walls could be calculated).</li></ul>
6/7 Above Standard	<b>Data and Probability</b> <ul style="list-style-type: none"><li>Help your student make connections between real world and mathematical problems involving the measures of central tendency by asking them to look at different real world graphs and find the average, median, mode and range of the number data.</li><li>Ask your student to look for probability in real life. (For example, what is the likelihood of a particular event happening? How do you know? How could the likelihood be impacted?)</li></ul>

For more information on supporting your student, please visit [Oklahoma Family Guides](#).



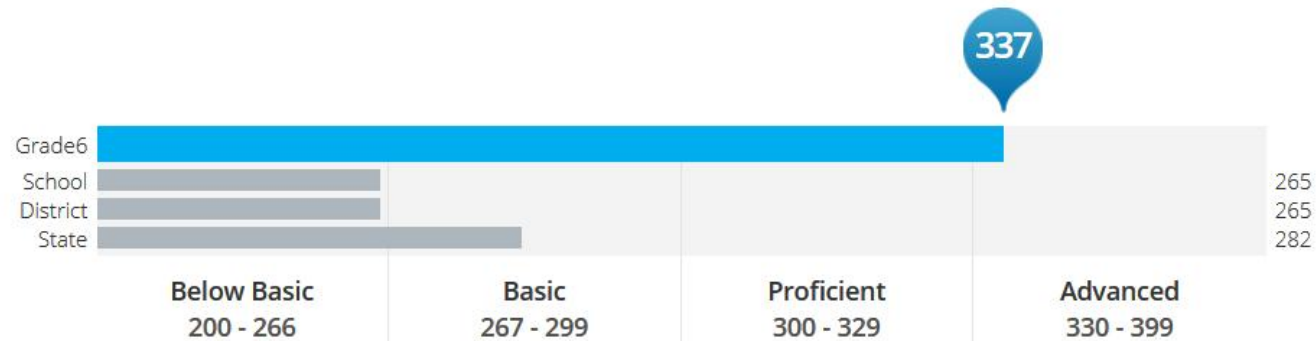
## OKLAHOMA SCHOOL TESTING PROGRAM

### Parent/Student Portal



#### Performance Level Comparison

This graph helps you know how Grade6's scores compare to other Oklahoma students taking the same test.



Grade6's Performance Level: **ADVANCED**

Grade6's OPI score falls in the Advanced range indicating readiness for the next grade or course. Your student may need enrichment opportunities to challenge them with material above grade level. More information on each performance level can be found at the bottom of this page.



Grade6's Quantile Score is **1230Q**.

The Quantile measure provides a score that describes your student's level of mathematical ability and the difficulty of a skill or concept as it relates to other mathematical skills and concepts your student is learning. The score shows your student's readiness for instruction regarding a particular mathematical skill or concept. For more information on Quantile measures, please visit: <http://sde.ok.gov/sde/quantiles>

Next you will see your student's Performance Level Comparison graph. This graph helps you know how your student's scores compare to other Oklahoma students taking the same test.

For Mathematics, your student's Quantile Score will be displayed. The Lexile Measure will be displayed when viewing English Language Arts. Both measures include links that provide additional information.

The Performance Level describes what your student is likely to know and be able to do based on their performance on the state test. Your student may also be able to demonstrate some of what is described in the next level. Click on the tabs to transition through descriptions.

## ● Performance Level Descriptors

*The Performance Level describes what your student is likely to know and be able to do based on their performance on the state test. Your student may also be able to demonstrate some of what is described in the next level.*

<b>Below Basic</b> 29% of students	<b>Basic</b> 43% of students	<b>Proficient</b> 23% of students	<b>Advanced</b> 5% of students
<p>Students scoring at the Advanced level:</p> <ul style="list-style-type: none"><li>• estimate and solve complex problems requiring unit conversions.</li><li>• estimate, illustrate, and simplify the addition and subtraction of integers, and assess the reasonableness of an answer.</li><li>• solve ratio and unit rate problems.</li><li>• estimate and illustrate the multiplication and division of nonnegative rational numbers.</li><li>• evaluate the validity of the value of a variable.</li><li>• generate expressions, equations and inequalities.</li></ul>			

Reading Sufficiency Act (RSA) has been added to 3rd Grade ELA test results. You are able to see if your student meets the reading requirement for promotion to the 4<sup>th</sup> grade.

Grade3's Performance Level: **BASIC**

Grade3's OPI score falls in the Basic range indicating that they have foundational skills and abilities but are still working toward being ready for the next grade or course and may need additional support. More information on each performance level can be found at the bottom of this page.

Your student HAS MET the Reading Sufficiency Act (RSA) criteria based on Standard 2.0 (Reading and Writing Process) and 4.0 (Vocabulary) and is eligible for automatic promotion to 4th grade. For more information about RSA, please visit: <https://sde.ok.gov/parents-reading-sufficiency>.

Driven to Read has been added to 8<sup>th</sup> Grade ELA test results. You are able to see if your student meets the reading requirement for a driver's license or permit application.

Grade8's Performance Level: **PROFICIENT**

Grade8's OPI score falls in the Proficient range indicating readiness for the next grade or course. More information on each performance level can be found at the bottom of this page.

Your student does meet the reading requirement for driver's license or permit application.

At the bottom of your student's detailed test results you will find guidance on how to use this report for meeting with your student's teacher or school. A link is also provided for additional resources and supports available to you.

## Using this Report to Meet with Your Student's Teacher or School

As your student's first teacher, you are a critical part of their education. It is important to remember that your student's strengths, abilities and potential cannot be measured by a single test score. Each student grows at different rates both physically and academically. State tests help gauge how your student is growing in the knowledge and skills outlined in the Oklahoma Academic Standards. State test results, when combined with other information (i.e. report card grades, teacher feedback, classroom performance and local tests) can help you and the teacher understand where your student is making progress and where they may need extra support. Ask your student's teachers and/or school:

- Where do you think my student is excelling? What can I do to support their success?
- What do you think is giving my student the most trouble? How can I help my student improve in this area?
- What can I do to help my student with upcoming work?
- What learning experiences and opportunities do you provide to support my student's growth?

For additional Supports and Resources, please visit:

<https://sde.ok.gov/oklahoma-school-testing-program-ostp-families>

## Contact Information

Office of Assessment  
Phone: (405) 521-3341

Office of Special Education  
Phone: (405) 521-3351

Office of Curriculum and Instruction  
Phone: (405) 521-4287



Use your browser's functionality to print any of the pages within the Parent/Student Portal.